



ENGLISH PRE NURSERY

STEAM BASED EDUCATION

ENGLISH

PRE-NURSERY



OUR PRIDE

Dean: Sir Mukhtar Ahmad Ex Headmaster

Project Director: Salamat Ali Butt

Research & Content Developed By: Prof. Muhammad Asim Waseem

Designed By: Daniyal Ahmad (DDOT GRAPHICS)

Proof Read By: Miss Noreen Gul MA, M.Ed (Special Education)
Ch. Hassan Namoos Butt

Published By: FES Publications



PREFACE

INTRODUCTION

It is with great enthusiasm that I present this English book for Nursery and Kindergarten students. The early years of a child's education are crucial for laying the foundation of their academic journey, and this book is designed to support and enhance that foundation.

PURPOSE AND MOTIVATION

The primary aim of this book is to introduce young learners to the basics of the English language in a fun and engaging manner. Recognizing the importance of early childhood education, this book has been carefully crafted to cater to the developmental needs of young minds, making the learning process both enjoyable and effective.

OVERVIEW OF THE CONTENT

This book covers fundamental topics such as the alphabet, basic phonics, simple vocabulary, and introductory grammar. Each chapter is filled with colorful illustrations, interactive activities, and age-appropriate exercises that encourage children to explore and understand the English language.

TARGET AUDIENCE

This book is intended for Nursery and Kindergarten students. It is designed to be used by teachers in a classroom setting as well as by parents at home, ensuring that children receive a comprehensive and consistent learning experience.

SPECIAL FEATURES

To make learning more appealing, this book incorporates a variety of teaching methodologies, including storytelling, songs, rhymes, and hands-on activities. These methods are intended to keep young learners engaged and motivated, fostering a positive attitude towards learning English.

ACKNOWLEDGMENTS

I would like to express my heartfelt gratitude to all those who contributed to the creation of this book. Special thanks to the educators and parents who provided valuable feedback and insights during the development process. Your support and dedication have been instrumental in bringing this project to life. I hope this book serves as a valuable resource for educators and parents alike, and most importantly, inspires young learners to embark on a joyful journey of discovering the English language.



Prof. Muhammad Asim Waseem
M.Phil Education (UAF)
FOUNDER: FES PUBLICATIONS

CONTENT LIST

SR#	TOPICS	PAGE NO	SR#	TOPICS	PAGE NO	SR#	TOPICS	PAGE NO
1	Our Creator	04	21	Review g-i	34	41	Story-s	63
2	Greetings	06	22	Story-j	35	42	Letter s	64
3	How to hold a pencil	07	23	Letter j	36	43	Letter t	66
4	Touch and Feel	08	24	Letter k	38	44	Letter u	68
5	Story-A	09	25	Letter L	40	45	Letter v	70
6	Letter a	10	26	Review J-L	42	46	Review s-v	72
7	Letter b	12	27	Assessment j-l	43	47	Story-w	73
8	Letter c	14	28	Touch and Feel	44	48	Letter w	74
9	Review a-c	16	29	Story-m	45	49	Letter x	76
10	Story-d	17	30	Letter m	46	50	Letter y	78
11	Letter d	18	31	Letter n	48	51	Letter z	80
12	Letter e	20	32	Letter o	50	52	Review w-z	82
13	Letter f	22	33	Review m-o	52	53	Assessment s-z	83
14	Review d-f	24	34	Story-p	53	54	Capital and small letters	84
15	Assessment a-f	25	35	Letter p	54	55	Parts of body	85
16	Touch and Feel	26	36	Letter q	56			
17	Story-g	27	37	Letter r	58			
18	Letter g	28	38	Review p-r	60			
19	Letter h	30	39	Assessment m-r	61			
20	Letter i	32	40	Touch and feel	62			

Listening & Speak

- Engage the students in listening the poem carefully.
- Ask them to sing the poem.

Our Creator

Allah Made Mom
Allah Made Me
I Love Her
Allah Loves Us
She Loves Me
We Love Him



ADD MORE

Allah is our creator.
He has made everything.

LET'S THINK AND SHARE

How can we show
our love to Allah?

TEACHER'S CORNER

Tell the students that:

- Allah is one. ■ Allah made us all and He loves us too.
- Allah has made everything for us. So He is our creator.
- Engage the students in thinking by raising a question given in think & share.

Let's know about our Creator:

Let's say Alhamdulillah to thank Allah for all His blessings.

ORAL EXERCISE

Learn the answers for the following questions.

Q. Who is Allah?

A. Allah is our creator.

Q. Who has made us all?

A. Allah has made us all.

Q. Who gave us parents?

A. Allah gave us parents.

Q. Who loves us more than everyone?

A. Allah loves us more than everyone.

Q. How can we say thank you to Allah?

A. We can say thank you to Allah by saying "Alhamdulillah."



TEACHER'S CORNER

TELL THE STUDENTS THAT:

- We can say thank you to Allah for all of His blessing by saying Alhamdulillah
- Engage them in learning, the answers given in oral exercise.

GREETINGS



Assalamu Alaikum!

**Wal Alaikum
Assalaam!**



Hello!

Hi!



Good Morning!

Good Morning!



Good Evening!

Good Evening!

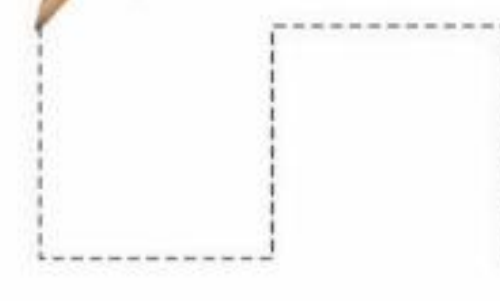


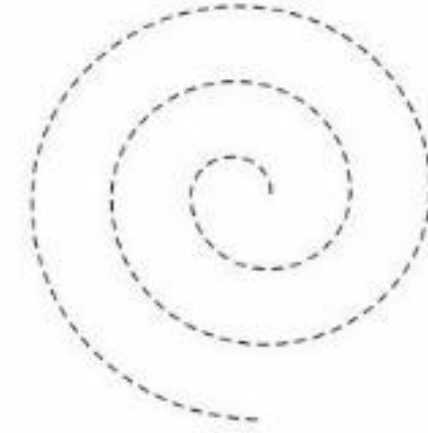

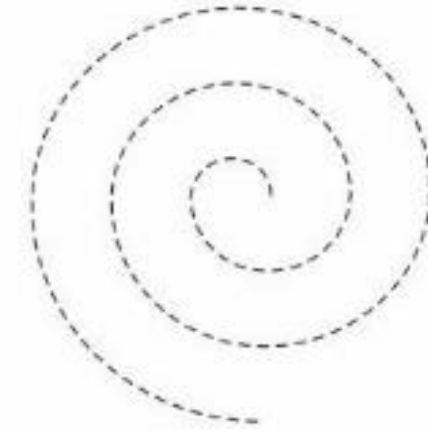

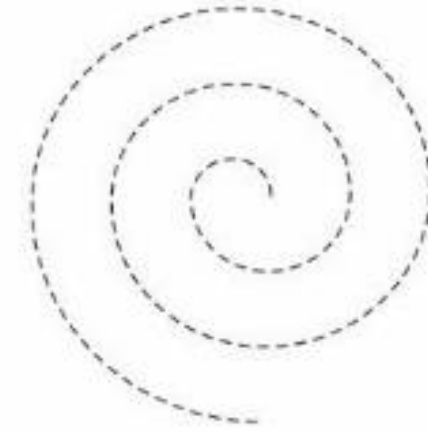





Teaching Points

Explain to students the concept of greetings, Have them practice the given greetings. (Paint Work) Get students into pairs and ask them to practice the given expressions of greeting each other.

HOW TO HOLD A PENCIL

Look at the given hand and trace the lines.




Teaching Points

Tell the students, correct pencil holding posture. Tell them that first put their thumb and forefinger just above the cone shaped part of the pencil. Second, let the pencil rest between their thumb and forefinger. Then put their middle finger underneath for support.

Touch and Feel

Formation of letter a


Make a half circle ,
go up, and come down



/ a // a // a / apple

Formation of letter b


Go down, and up and
turn around



/ b // b // b / ball

Formation of letter c

Go around



/ c // c // c / cat

Formation of letter d


Make a half circle,
go up, and come down



/ d // d // d / dog

Formation of letter e


Start at the top, go down,
and then curve around to the right.



/ e // e // e / elephant


Formation of letter f

Start at the top, move down,
then loop around like a fish hook.



/ f // f // f / fish

Success



This resource is endorsed by Foundation of Educational Success (FES) Publication has created a set of resources for the Pre-Nursery English Curriculum under the Single National Curriculum (SNC) 2020. These resources have been carefully developed by subject experts and have passed a thorough quality-assurance process, ensuring they meet the educational standards set by the SNC. They are designed to be used in schools across Pakistan, supporting early childhood education by focusing on foundational literacy and language skills.

WITH THE COLLABORATION OF



**Excellent
Publishers**
Urdu Bazar Lahore
0301-6104542



CONTACT:

- +92 307 2312 979
- +92 305 4953 966
- fes.edu.pk@gmail.com
- Foundation of Educational Success